



HOW TO PLANT A TREE

STEP BY STEP

1. Dig a hole, wider than seems necessary, so the roots can grow outward without crowding. Remove any grass within a 3 meter circular area. To aid root growth, turn soil in an area up to 3 meter in diameter.
2. Unpack your trees, remove all packaging materials and untangle the roots before you plant. Do not allow the roots to dry out. It is recommended you soak the roots in water 3 to 6 hours.
3. Plant the tree at the same depth it stood in the nursery, with plenty of room for the roots. Partially fill the hole, firming the soil around the lower roots. Do not add soil amendments such as peat or bark. Do not use fertilizer, potting soil, or chemicals on your new trees.
4. Shovel in the remaining soil. It should be firmly but not tightly packed. Construct a water holding basin around the tree. Give the tree plenty of water.
5. After the water has soaked in, spread protective mulch two inches deep in a diameter area around the base of the tree, but not touching the trunk 3 meter.
6. The soil and mulch around your trees should be kept moist but not soggy. During dry weather, generously water the tree every 7 to 10 days during the first year. Water slowly at the dripline.

WAYS TO NURTURE TREES

- Plant the right tree in the right place (pick a tree meant for your area)
- Find a spot that will get enough sun and provide enough space for its full-grown canopy.
- Water your tree
- Mulch
- Prune

ACTIVITIES

Fun activities to do :

- Identification of alien trees vs indigenous trees
- Community dialog focusing on the importance of trees
- Poems
- Posters
- Excursion to botanical gardens

REFERENCES

Alice Wabwile, A. (2023) Top trees in South Africa: A-Z exhaustive list with images

Department of Forestry Fisheries and the Environment (2023)

Western Cape. (2017) National Arbor Week. Department of Forestry, Fisheries & the Environment, www.western-cape.gov.za/text/2017/August/2017_trees_of_the_year-pamphlet.pdf.

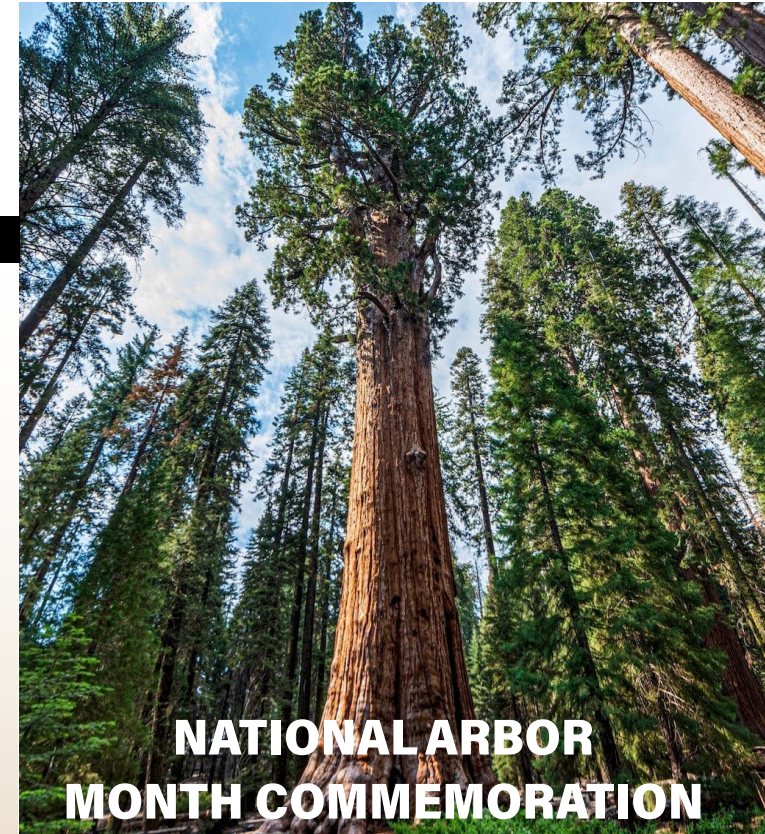
Wolfe, D. (2023) You're Probably Planting Trees Wrong—Here's How to Do It Responsibly This Arbor Day, Bob Villa, 27 April. Available at: <https://www.bobvila.com/articles/arbor-day-planting/> (Accessed: 16 August 2023).

Notten, A. et al., (2008) Leucadendron argenteum, South African National Biodiversity Institute, November. Available at: <https://pza.sanbi.org/leucadendron-argenteum> (Accessed: 17 August 2023).









KWAZULU-NATAL PROVINCE

ECONOMIC DEVELOPMENT, TOURISM
AND ENVIRONMENTAL AFFAIRS
REPUBLIC OF SOUTH AFRICA



Follow us

 @edteakzn	 kznedtea
 edtea_kzn	 kznedtea
 kznedtealive	 @kzn.edtea

 edtea_kzn  @edteakzn  kznedtea  kznedtea  kznedtealive  @kzn.edtea



Inspiring New Hope



COMMEMORATION OF NATIONAL ARBOR MONTH

BACKGROUND

Following requests from various organisations and institutions, the former Department of Forestry obtained approval in 1982 to celebrate National Arbor Day from 1983. In 1996, the Minister of Water Affairs and Forestry, emphasising the importance of tree planting in South Africa extended Arbor Day from one day to a week. It has since been celebrated in South Africa from 1-7 September annual. In 2018 the Minister of Agriculture, Forestry and Fisheries took a resolution to extend Arbor week to Arbor month, thus making it a national campaign. In September we celebrate Arbor Month – a time to plant trees and pay special attention to our environment and the role trees play in it. We delve into the history of this occasion, and why you should celebrate it by planting a tree.

COMMON NAME: FALSE OLIVE



- Leaves and flowers: Leaves are long and narrow, flowers have a lovely honey scent and appear from spring to summer (August - January).
- Features: Attracts birds, drought resistance, fragrant.
- Ecology: The flowers attract insects (especially moths) and therefore insect feeding birds such as robins and apalises to the garden.
- Uses: The plant is used for traditional medicinal purposes, the roots as a purgative and the leaves to treat coughs and colds. The wood is very fine grained and was used to make small pieces of furniture.

TREE FOR APPRECIATION: SILVER TREE



- Leaves and flowers: The leaves are silver grey, covered on both surfaces with thousands of tiny, soft, silvery hairs and fringed with long white hairs. Flowers of male trees are bright yellow balls that seem to glow inside the silver leaves. Flowers of female are concealed by involucre leaves and don't shine quite as brightly.
- Features: Drought resistance, Fragrant, Pioneer plant
- Ecology: Flower heads attracts small beetles that do the job of pollination. Seeds that are released after a fire are eaten by rodents and alien grey squirrels.
- Uses: Widely cultivated as an ornamental garden specimen. Its beautiful silver foliage is used in floristry and lasts well in the vase.


TREE FOR PROMOTION: TREE WISTERIA



- Leaves and flowers: The leaves are alternate, compound and glossy green. The drooping, blue-mauve, fragrant, pea-like flowers hang from the branches in bunches.
- Features: Drought resistance, Medicinal plant.
- Ecology: Animals including monkeys, gemsbok, giraffe and grey duiker eat the pods and leaves.
- Uses: Makes excellent furniture. The roots are used medicinally to alleviate stomach problems and the inner bark used to treat abdominal cramps.

THE BENEFITS OF TREES

- Trees take in carbon dioxide and provide us with Oxygen
- Reducing Climate Change
- Purifying Air
- Saving Water
- Preventing Water Pollution
- Providing Shelters/shade
- Erosion Control
- Provide habitat for wildlife
- Act as natural wind breakers



Arbor Day

Plant a Tree